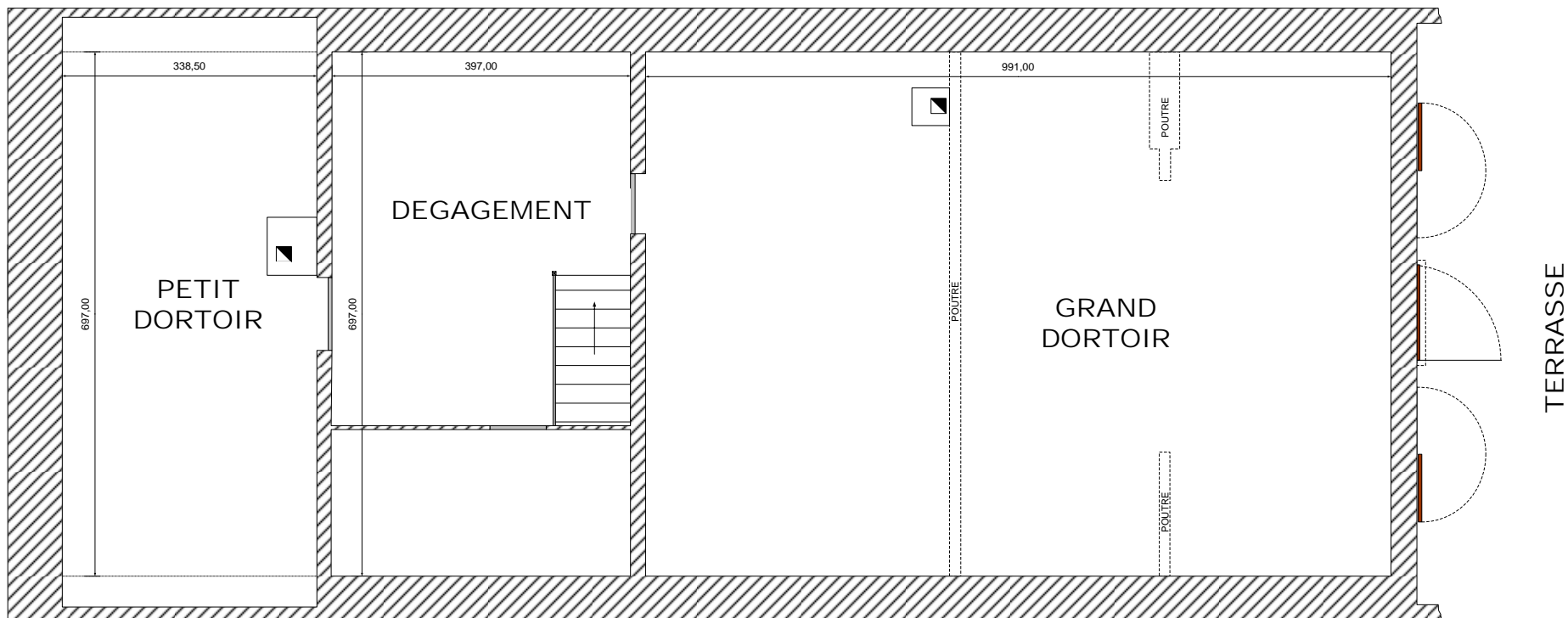



|                        |                     |
|------------------------|---------------------|
| SURFACE CUISINE        | 20,5 m <sup>2</sup> |
| SURFACE HALL           | 25 m <sup>2</sup>   |
| SURFACE SALLE A MANGER | 23,6 m <sup>2</sup> |
| SURFACE DE JEUX        | 35,5 m <sup>2</sup> |
| SURFACE TOTALE         | 115 m <sup>2</sup>  |

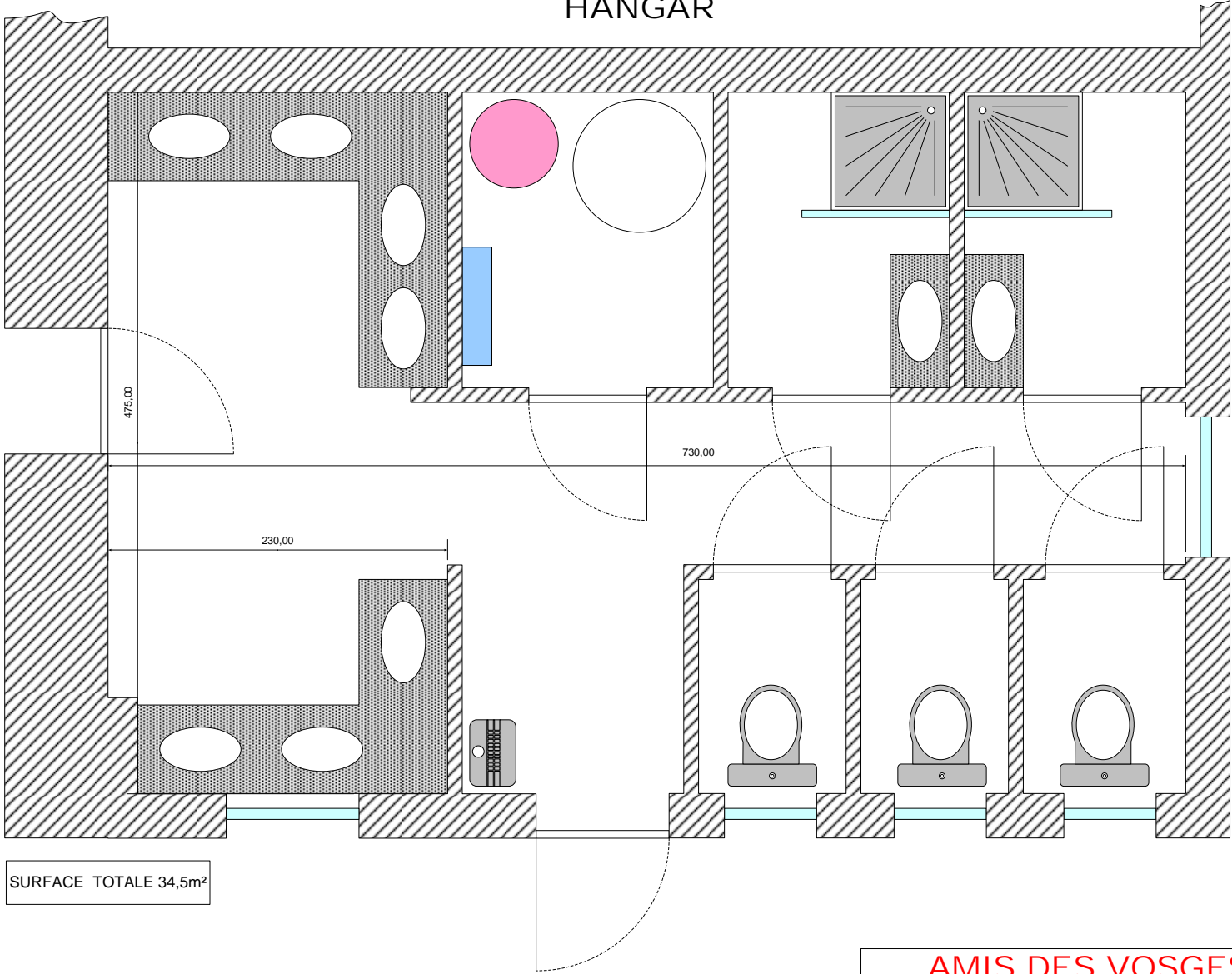
|   |                  |           |
|---|------------------|-----------|
| <b>AMIS DES VOSGES WITTENHEIM</b>   |                  |           |
|  | REFUGE DU HILSEN | RISSER    |
|   | PLAN GENERAL     | 23/11/03  |
|   | REZ de CHAUSSEE  | Ech: 1/20 |



SURFACE TOTALE 123 m<sup>2</sup>

|   |                  |           |
|---|------------------|-----------|
| <b>AMIS DES VOSGES WITTENHEIM</b>   |                  |           |
|  | REFUGE DU HILSEN | RISSER    |
|   | PLAN GENERAL     | 23/11/03  |
|   | PREMIER ETAGE    | Ech: 1/20 |

# HANGAR



SURFACE TOTALE 34,5m<sup>2</sup>

## AMIS DES VOSGES WITTENHEIM



REFUGE DU HILSEN

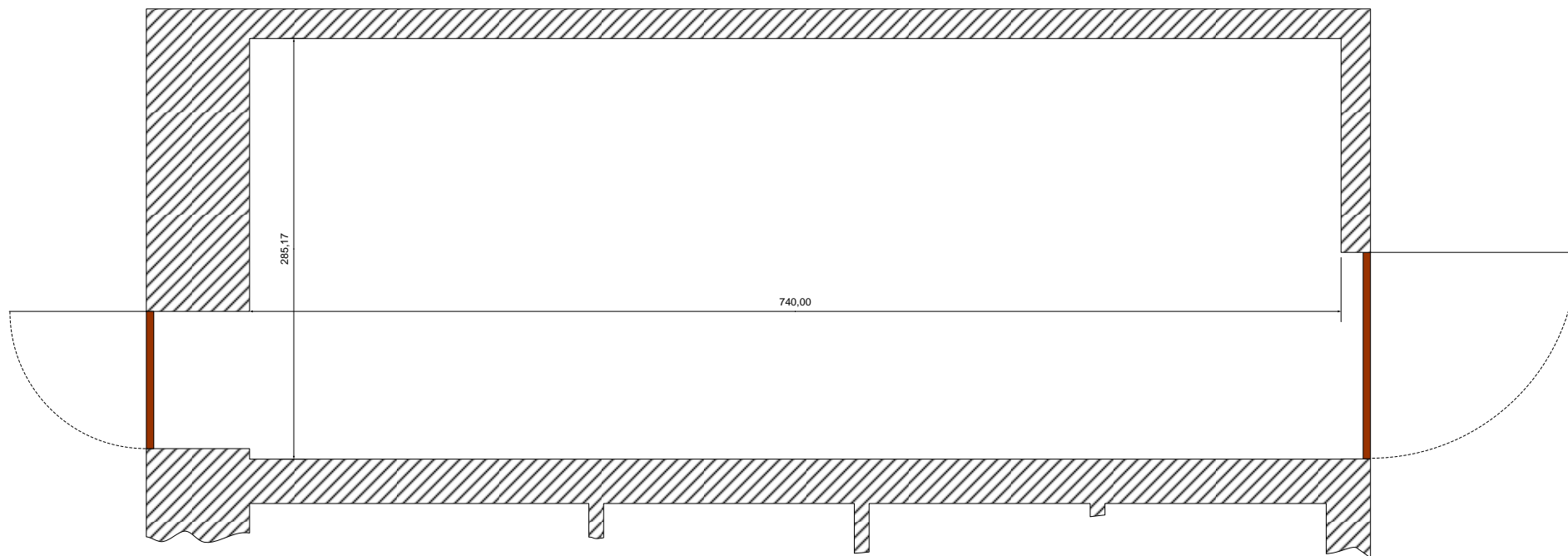
PLAN GENERAL

SALLE D'EAU

RISSER

23/11/03

Ech: 1/10



SURFACE TOTALE 21 m<sup>2</sup>

AMIS DES VOSGES WITTENHEIM



REFUGE DU HILSEN

RISSER

PLAN GENERAL

23/11/03

HANGAR

Ech: 1/10